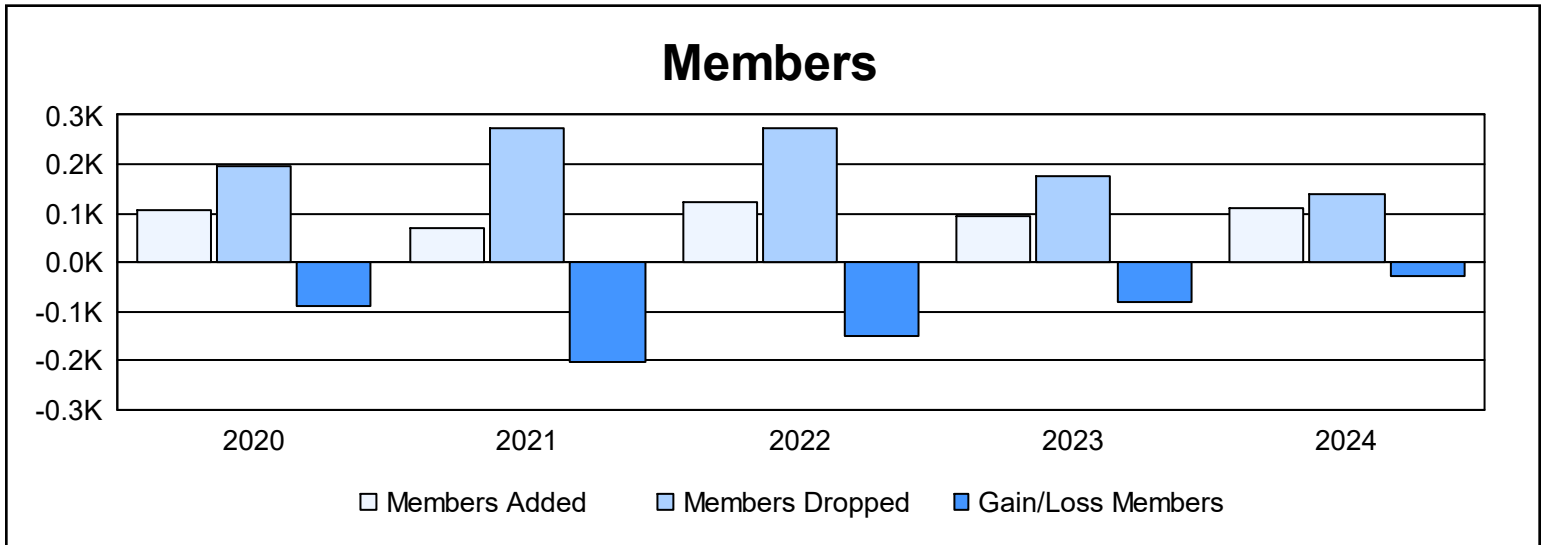
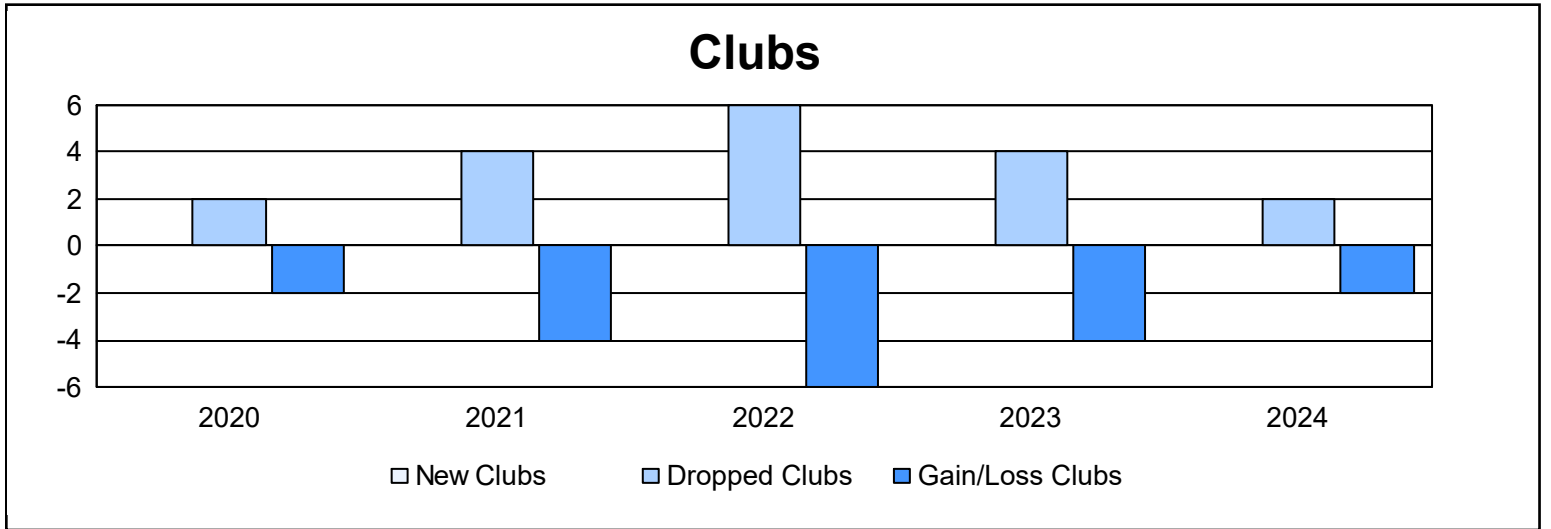
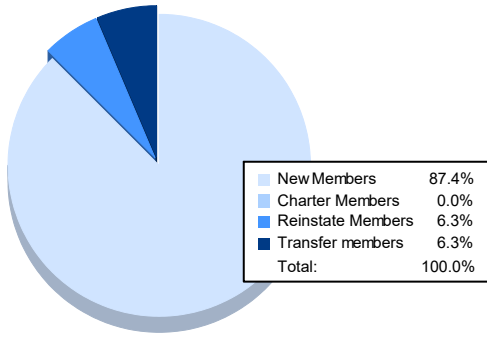


Year	New Clubs	Dropped Clubs	Gain/ Loss Clubs	New Members	Charter Members	Reinstate Members	Transfer Members	Total Member Added	Total Members Dropped	Gain/ Loss Members
2019-2020	0	2	-2	98	0	3	4	105	196	-91
2020-2021	0	4	-4	43	1	3	21	68	272	-204
2021-2022	0	6	-6	96	3	14	10	123	272	-149
2022-2023	0	4	-4	83	0	2	10	95	177	-82
2023-2024	0	2	-2	97	0	7	7	111	139	-28
<b>Average</b>	<b>0</b>	<b>4</b>	<b>-4</b>	<b>83</b>	<b>1</b>	<b>6</b>	<b>10</b>	<b>100</b>	<b>211</b>	<b>-111</b>



### Membership Composition June 2024 Cumulative



### Gender Composition June 2024 Cumulative

